

11-2014

# Furman University Scholar Exchange (FUSE) Creating a Scholar Profile

Andrea M. Wright  
*Furman University*

Christy Allen  
*Furman University*

---

## Recommended Citation

Wright, Andrea M. and Allen, Christy, "Furman University Scholar Exchange (FUSE) Creating a Scholar Profile" (2014). *Libraries Institutional Records*. 10.  
<http://scholarexchange.furman.edu/lib-records/10>

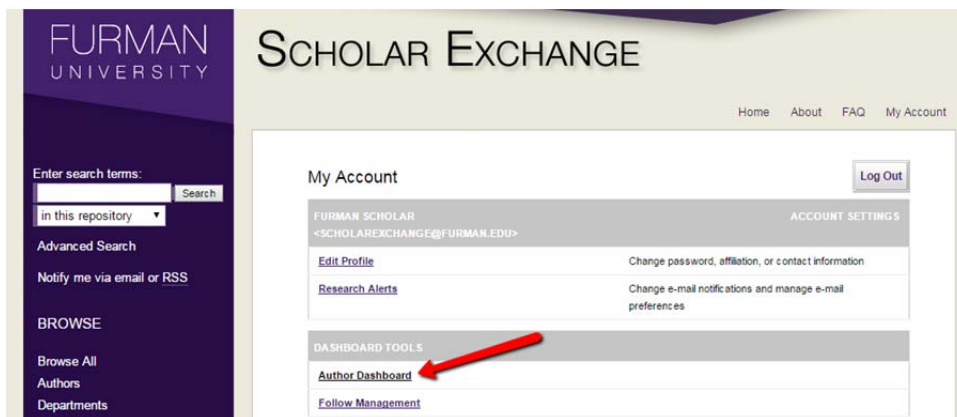
This Documentation (e.g. Guidelines, Procedures) is made available online by Libraries, part of the Furman University Scholar Exchange (FUSE). It has been accepted for inclusion in Libraries Institutional Records by an authorized FUSE administrator. For terms of use, please refer to the [FUSE Institutional Repository Guidelines](#). For more information, please contact [scholarexchange@furman.edu](mailto:scholarexchange@furman.edu).

## Creating a Scholar Profile

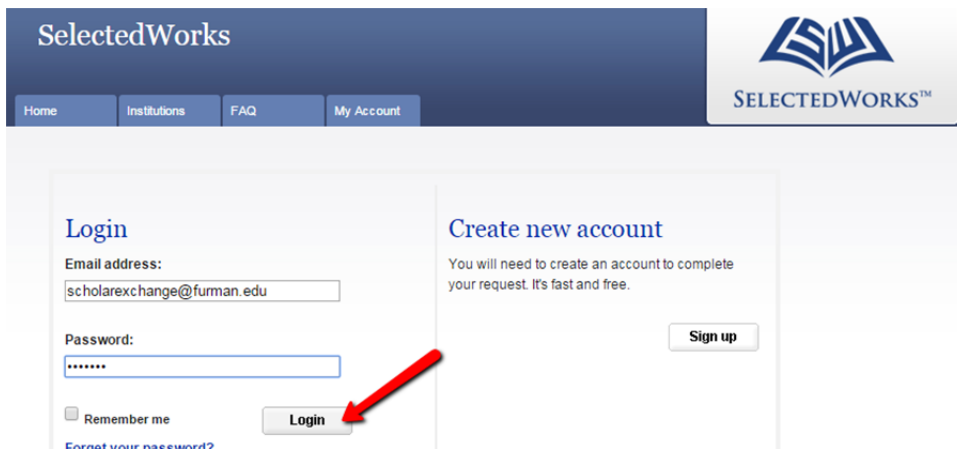
1. Go to FUSE: <http://scholarexchange.furman.edu/>. Login to “My Account” from the top, right menu



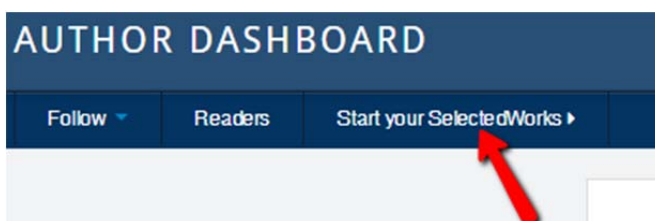
2. Select Author Dashboard



3. Login to SelectedWorks using your FUSE username and password



4. Click “Start your SelectedWorks” in the top left corner



## Creating a Scholar Profile

5. Complete the Site Builder form.

**\*\*Note: Once you create a site URL, you will not be able to change or edit it.**

### SelectedWorks Site Builder

Welcome to the bepress *SelectedWorks* site builder!

You are just minutes away from having your own site to promote your scholarship.

Click here to download the [SelectedWorks User Guide](#)

#### 1 Your Site's URL

##### Choose your URL

Unlike everything else on your *SelectedWorks* site, you will **not** be able to return to edit the URL later so if you don't like "furman\_scholar" in the URL below, please choose an alternative.

http://works.bepress.com/

#### 2 Identify Your Institution

##### Search

For best search results of the 1500 institutions in SelectedWorks exclude generic words like "University of" and "College of" from your search query. For example, if your institution is the University of California, Berkeley, search simply for "Berkeley".


Start search here:


Found 1 institutions. Please select one below.

^


# Creating a Scholar Profile

## 6. Edit Your Profile Information


 Update Site

 Edit My Intro Paragraph


Tell readers about yourself and provide context for the scholarship you are promoting.

 Categorize My Writings

We leave it up to you to decide how to organize your SelectedWorks.


 Upload Content


Upload an article, book, book contribution, popular press, unpublished paper, presentation or other document here.

 Collect bepress Content


Search all bepress' journals, series and repositories for papers that may belong to you.


### Articles


 **Edit** Starting Scholarly Conversations: A Scholarly Communication Outreach Program , *Journal of Librarianship and Scholarly Communication* (2013)


 **Edit** A New Literacy for the Digital Age , *Journal of Special Education Technology* (2010)


### Contributions to Books

 **Edit** Giving Back to Get Ahead: Adjuncting as Continuing Education , *Continuing Education for Librarians: Essays on Career Improvement through Classes, Workshops, Conferences, and More* (2013)

 **Edit** Expanding service and enhancing learning: Preliminary report on a novel virtual reference collaboration (with Feili Tu) , *Reference Renaissance: Current and Future Trends* (2010)


 Edit My Photo



 Follow

**Join My Mailing List**

Enter email here

 Edit About Me


**Andrea M. Wright**

*Furman University*

- Science & Outreach Librarian
- University Copyright Officer


*University of South Carolina*

- Instructor - School of Library & Information Science
- Contact Information

 Edit My Background Info

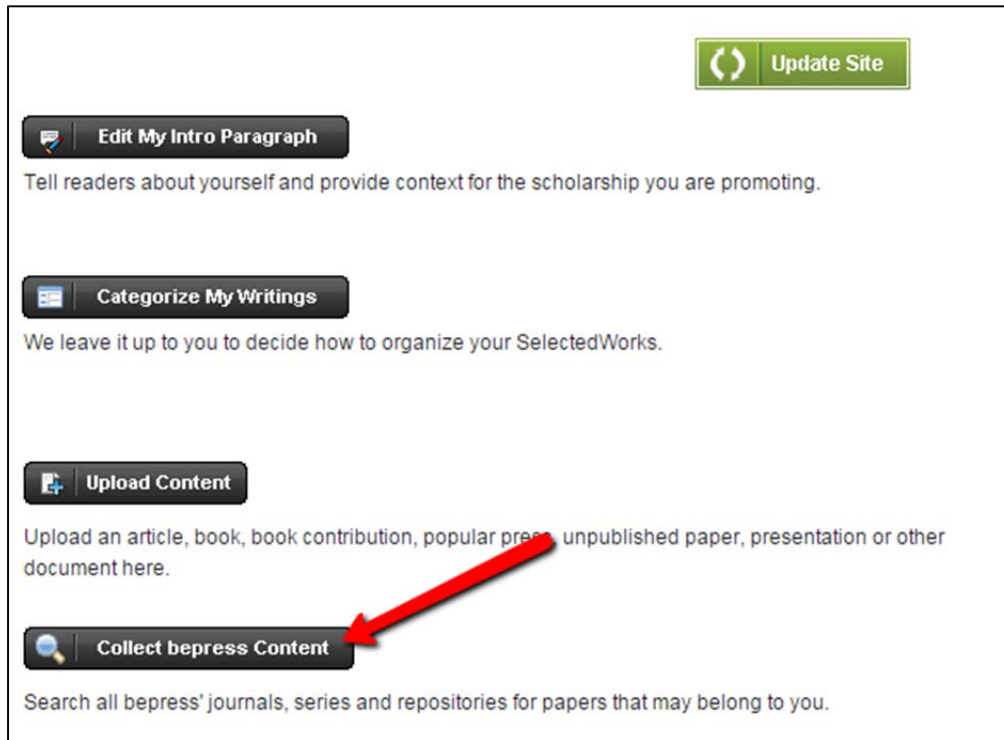
**Expertise**

- Science Librarianship
- Scholarly Communication
- Information Literacy Outreach & Instruction

 Edit Links

## Creating a Scholar Profile

### 7. Collect content from FUSE and other bepress collections

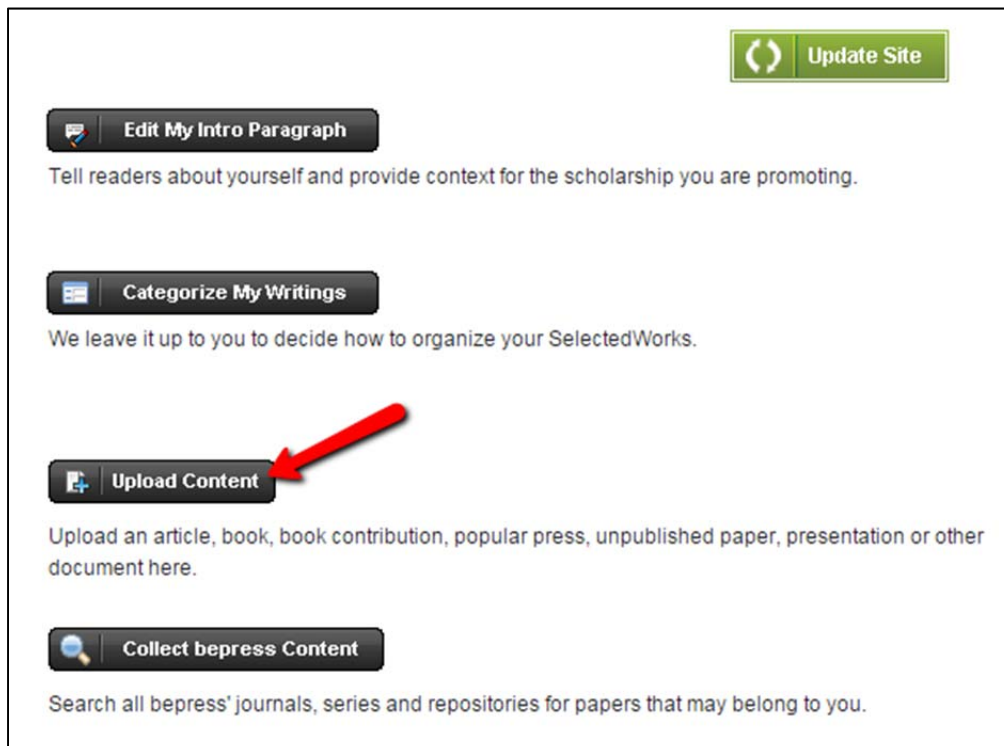


This screenshot shows a user interface for creating a scholar profile. At the top right is a green button with a refresh icon and the text "Update Site". Below it are four dark grey buttons with white text and icons:

- Edit My Intro Paragraph**: Accompanied by a speech bubble icon. Below it is the text: "Tell readers about yourself and provide context for the scholarship you are promoting."
- Categorize My Writings**: Accompanied by a list icon. Below it is the text: "We leave it up to you to decide how to organize your SelectedWorks."
- Upload Content**: Accompanied by a plus sign and document icon. Below it is the text: "Upload an article, book, book contribution, popular press, unpublished paper, presentation or other document here."
- Collect bepress Content**: Accompanied by a magnifying glass icon. Below it is the text: "Search all bepress' journals, series and repositories for papers that may belong to you."

A red arrow points to the "Collect bepress Content" button.

### 8. Upload additional content which may not be appropriate for FUSE, but that you would like to include in your Scholar Profile. See [FUSE Guidelines](#) to learn more.



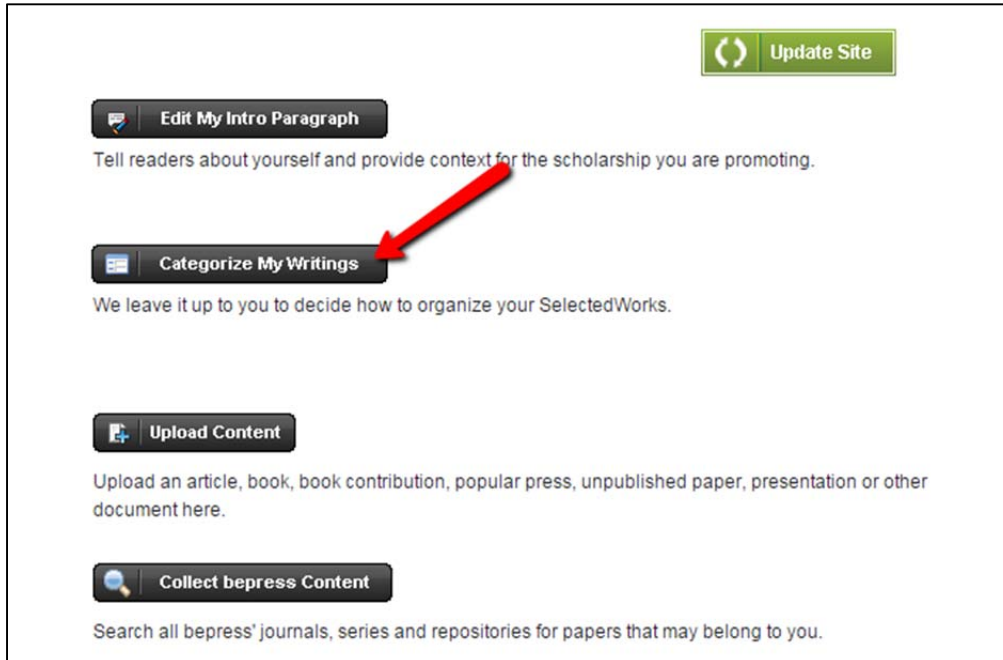
This screenshot shows the same user interface as above. The "Upload Content" button is now highlighted with a red arrow. The other elements remain the same:

- Edit My Intro Paragraph**: Accompanied by a speech bubble icon. Below it is the text: "Tell readers about yourself and provide context for the scholarship you are promoting."
- Categorize My Writings**: Accompanied by a list icon. Below it is the text: "We leave it up to you to decide how to organize your SelectedWorks."
- Upload Content**: Accompanied by a plus sign and document icon. Below it is the text: "Upload an article, book, book contribution, popular press, unpublished paper, presentation or other document here."
- Collect bepress Content**: Accompanied by a magnifying glass icon. Below it is the text: "Search all bepress' journals, series and repositories for papers that may belong to you."

A red arrow points to the "Upload Content" button.

## Creating a Scholar Profile

### 9. Organize your content as you wish



**Update Site**

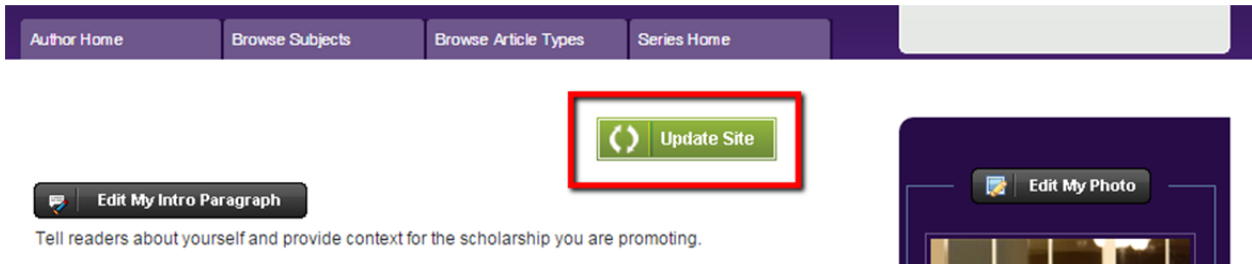
**Edit My Intro Paragraph**  
Tell readers about yourself and provide context for the scholarship you are promoting.

**Categorize My Writings**  
We leave it up to you to decide how to organize your SelectedWorks.

**Upload Content**  
Upload an article, book, book contribution, popular press, unpublished paper, presentation or other document here.

**Collect bepress Content**  
Search all bepress' journals, series and repositories for papers that may belong to you.

### 10. Click "Update Site" to publish your changes



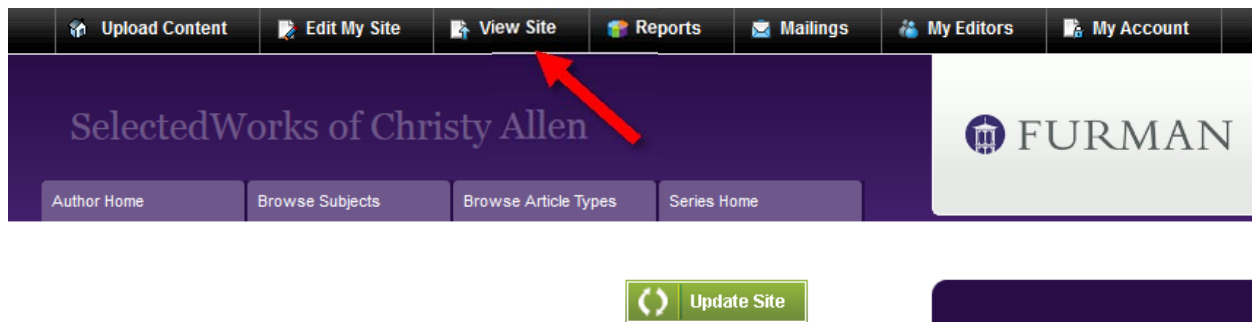
Author Home | Browse Subjects | Browse Article Types | Series Home

**Update Site**

**Edit My Intro Paragraph**  
Tell readers about yourself and provide context for the scholarship you are promoting.

**Edit My Photo**

### 11. Visit your website by clicking the "View Site" button at the top of the screen



Upload Content | Edit My Site | **View Site** | Reports | Mailings | My Editors | My Account

SelectedWorks of Christy Allen

FURMAN

Author Home | Browse Subjects | Browse Article Types | Series Home

**Update Site**