

12-2014

# Furman University Scholar Exchange (FUSE) Uploading a Submission from My Account

Andrea M. Wright  
*Furman University*

Christy Allen  
*Furman University*

---

## Recommended Citation

Wright, Andrea M. and Allen, Christy, "Furman University Scholar Exchange (FUSE) Uploading a Submission from My Account" (2014). *Libraries Institutional Records*. 13.  
<http://scholarexchange.furman.edu/lib-records/13>

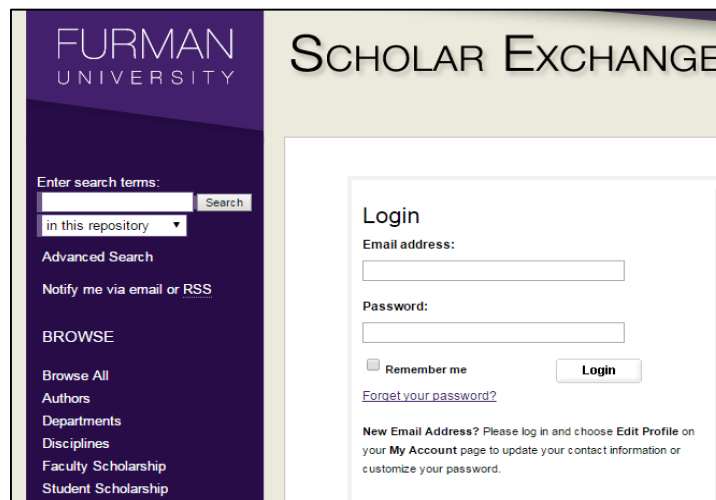
This Documentation (e.g. Guidelines, Procedures) is made available online by Libraries, part of the Furman University Scholar Exchange (FUSE). It has been accepted for inclusion in Libraries Institutional Records by an authorized FUSE administrator. For terms of use, please refer to the [FUSE Institutional Repository Guidelines](#). For more information, please contact [scholarexchange@furman.edu](mailto:scholarexchange@furman.edu).

## Uploading a Submission to FUSE from “My Account”

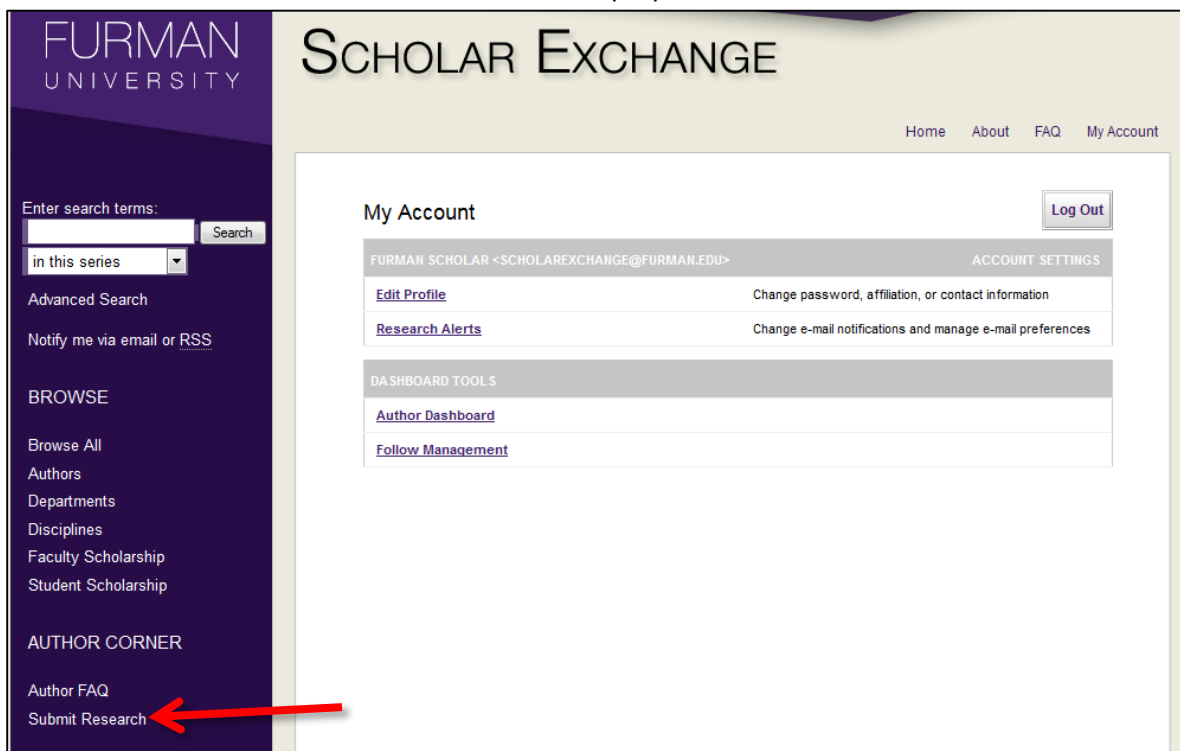
1. Go to FUSE: <http://scholarexchange.furman.edu/>
2. Click “My Account” from the top, right menu on FUSE



3. Log in using your user name and password.



4. Select the “Submit Research” link at the bottom of the purple left menu





## Uploading a Submission to FUSE from “My Account”

5. Select the appropriate collection where you would like to upload your submission.

### Submit Your Research

Most research can be submitted electronically. Click on a link below to submit your research. Some publications do not allow authors to submit directly. In these cases, you will be provided with a mail form to contact the appropriate administrator for further instruction.

**Academic Events**

[Curriculum Materials](#)

**Departments, Centers, and Institutes**

African American and African Diaspora Cultures

- [African American and African Diaspora Cultures Presentations](#)
- [African American and African Diaspora Cultures Publications](#)

Ancient Greek and Roman Studies

- [Ancient Greek and Roman Studies Presentations](#)
- [Ancient Greek and Roman Studies Publications](#)

Anthropology

- [Anthropology Presentations](#)
- [Anthropology Publications](#)

6. You will see a page outlining the “Submission Process” and listing the “Submission Agreement.” Please read it. If you agree with the Submission Guidelines, check the box at the bottom.

### Submission Process

Follow the instructions below to submit to *The Furman University Scholar Exchange (FUSE)*.

Before submitting, please read all relevant policies and/or submission guidelines.

**The submission process consists of the following steps:**

1. Read and accept the Submission Agreement below
2. Provide information about yourself and any co-authors
3. Provide information about the Work that you are submitting
4. Upload your electronic file and associated files

**Before you begin, please be sure you have the following items:**

- The submission's title
- An abstract (up to 250 words)
- A list of keywords (10 maximum)
- The electronic format of your file, or hyperlink to your file, if any

**Submission Agreement for *Furman University Scholar Exchange (FUSE)***

This Non-Exclusive License Agreement (“Agreement”) is hereby made between the Contributor and Furman University.

## Uploading a Submission to FUSE from “My Account”

7. Fill out the Submission Form with information about your submission’s title, author(s), abstract, etc.

### LIBRARIES PUBLICATIONS

---

**REQUIRED** Title



Please use Headline Style Capitalization and include leading articles, e.g., *The Scholarly Communication Crisis*

Enter title:  
**Tech the Halls: Decorating Library Websites for the Holidays**

---


**REQUIRED** Authors

Search For An Author Using: Last Name, First Name, or Institution

1 Yule B Merry  

Email	First	Middle	Last	Suffix	Institution
	Yule	B	Merry		

Corporate



---

**REQUIRED** Document Type

Select from the following:  
**Article (Journal or Newsletter)** ▾

8. At the bottom of the Submission Form, you will provide full-text access to your submission. You can do this by uploading a file from your computer or linking out to a free, fully accessible, full-text version online.

**REQUIRED** Upload File

Upload file from your computer  
 Import file from remote site  
 Link out to file on remote site

Please upload the full text of your submission:

LibGuides Functionality.docx

9. Click the “Submit” button at the bottom of the Submission Form. You will see a confirmation screen and will receive a confirmation e-mail indicating that your upload was successful. The e-mail will also provide you with a link to edit the submission, if needed.
10. The FUSE Administrators will review your submission within 3 business days and will either post it online or contact you with questions.